




M1 Series

CORDLESS ROBOTIC POOL CLEANER

Superior **UP TO 10hr** Runtime



INVERTER
TECHNOLOGY



TURBO MODE
SUCTION BOOST



4 CLEANING
MODES



DUAL DC
BRUSHLESS MOTORS



SCAN FOR
MORE INFO



iGarden


Powerful Sleek Design

Incredible Endurance



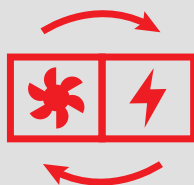
10hr Endurance

AI-Inverter Technology



Works with the battery to extend endurance up to 10 hours.

Energy Efficient Coupling



Equipped with dual DC brushless motors and inverter technology, the cleaner minimises power draw, enabling long run times and low consumption.

Hydrodynamic Structure



Sleek design reduces water resistance for efficient cleaning.

Dual DC Brushless Motors With Dual Drive Belts

For enhanced maneuverability and go-anywhere traction. Suitable for all pool surfaces.



Hassle Free Retrieval

After each cleaning cycle, the robot parks itself by the pool wall for easy retrieval.





Smart Touchscreen

Easily control your cleaner's operation with the smart touchscreen.



ON/
OFF



TURBO
MODE



CLEANING
MODE



RUN
TIME



AI
TIMER



DIAGNOSTIC
CODES



BATTERY
INDICATOR

Turbo Mode

The dual pump system provides the cleaner with a suction boost for the toughest debris.

4 Cleaning Modes

Choose from 4 cleaning modes to focus on the floor, walls and waterline.

AI Timer

Set and forget with the AI Timer function. Auto-cleans every 24h / 48h / 72h.

Multiple Cycle Options

1h / 1.5h / 2h / Max cycle options for ultimate control of your cleaner.

Ultra-Shallow Water Cleaning

Effortlessly cleans shallow water as low as 40cm deep. May not be suitable for some pools with a sloped beach entry.



Large 4.5L Basket With Anti-Spill Debris Guard

Anti-spill debris guard prevents debris from spilling out as the robot is removed from the pool.



3D S-Path Navigation

Patented infrared navigation system for intelligent and efficient cleaning cycles.



Hydrodynamic Structure



OPERATING CONDITIONS


PARAMETER	RANGE
Working Water Depth	0.4 - 2.5m
Ideal Pool Water Temperature Range	Between 4°C and 35°C
pH Level	7.0 - 7.8
Sodium Chloride Concentration	Max 5000PPM
Chlorine Content	Max 4PPM

PRODUCT INFORMATION

SPECIFICATION	MODEL M1-100
Product Order Code	GW3410
Endurance Time - Floor Mode Only	Up to 10 hours
Endurance Time - Wall And Floor Only	Up to 7.5 hours
Endurance Time - Floor/Wall/Waterline Mode	Up to 6.5 hours
Endurance Time - Floor Mode Only With Turbo On	Up to 4 hours
Charging Time	Approx. 6.5 hours
Battery	10400Ah (262wh)
4 Cleaning Modes	Floor Only / Wall & Waterline Only / Wall & Waterline first, then floor / Full Coverage - Floor first, then Wall & Waterline
Turbo Mode	Yes
Multiple Cycle Options	1hr / 1.5hr / 2hr / Max (until battery is low or flat)
AI Timer	24h / 48h / 72h
Filter Specifications	4.5L Capacity, Double-layer Filtration Accuracy
Pump Flow Rate	266-383L/min
Running Power, Voltage and Current	20-100W, 25.5V, 1A
Moving Speed	Approx. 12m/min
Charger Input	100-240VAC ~ 50/60Hz
Robot Net Weight	10.5kg
Robot Dimensions / Packaging Dimensions (LxWxH)	482x392x249mm / 580x448x330mm



AVAILABLE FROM YOUR LOCAL POOL PRO STOCKIST



*Warranty T&C's apply.
*3 years limited warranty on full unit (motor, battery, electronics). 1 year limited warranty on consumables (brushes, baskets, filters, tracks).

